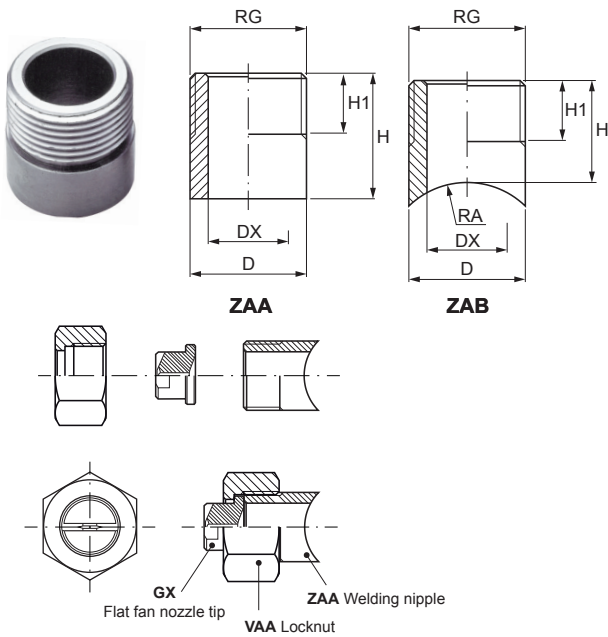


ZAA / ZAB (STANDARD WELD NIPPLES)



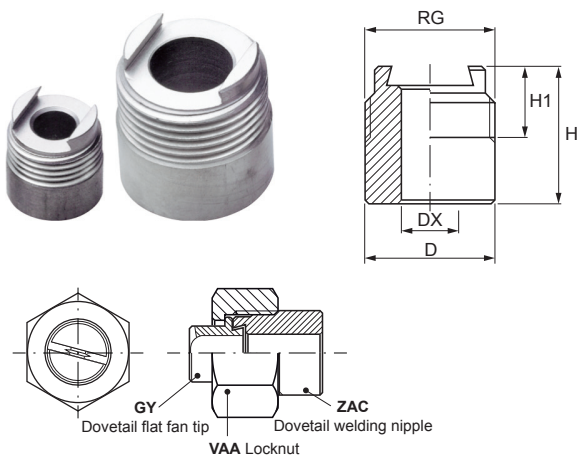
STANDARD WELD NIPPLES

ZAA/ZAB welding nipples allow the assembly of GX, BX or KX series nozzle tips onto pipes and spray manifolds. One end of the nipple is fixed onto the pipe and the other to the nozzle tip. ZAA is a standard model with a flat welding surface. ZAB is radiused type with a curved welding surface that fits the pipe diameter. VAA locknut goes with ZAA/ZAB weld nozzle tip. Additionally, we suggest you to add VEA, VEC or VED flanged filters to avoid clogging when you use small orifice nozzles. Please refer to page 91 for more information.

- Thread size 3/8", 3/4"
- Materials **B1** AISI 303 Stainless steel
B31 AISI 316L Stainless steel

Code	RG inch	H mm	H1 mm	D mm	DX mm	RA mm	W g
STANDARD							
ZAA 1738 xx	3/8"	18	10	17	11.5	-	20
ZAA 2775 xx	3/4"	27	15	27	18.0	-	61
RADIUSED							
ZAB 1738 xxD	3/8"	18	10	17	11.5	10.0	20
ZAB 1738 xxE						12.5	
ZAB 1738 xxF						16.0	
ZAB 1738 xxG						20.0	
ZAB 1738 xxH						25.0	

ZAC (DOVETAIL WELDING NIPPLES)



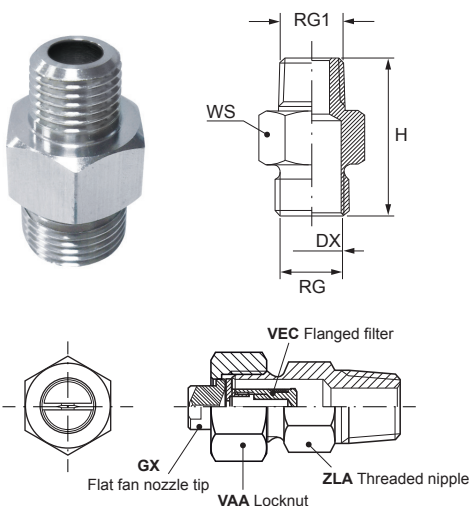
DOVETAIL WELDING NIPPLES

ZAC welding nipples are manufactured with a dovetail end to match GY type dovetail nozzle tips. One end of the nipple is fastened onto the pipe and the other end to the nozzle tip by means of a VAA locknut. The dovetail design of these nipples keeps them properly orientated in the desired position, thus shortening time for nozzle tips cleaning and orientation adjustments.

- Thread size 3/8", 3/4", 1 1/4"
- Material **B31** AISI 316L Stainless steel

Code	RG inch	H mm	H1 mm	D mm	DX mm	W g
ZAC 1738 xx	3/8"	18.0	10.0	17	7.5	20
ZAC 2775 xx	3/4"	27.5	14.0	27	14.0	61
ZAC 4225 xx	1 1/4"	40.0	21.0	42	20.0	280

ZLA / ZLC (STANDARD THREADED NIPPLES)



STANDARD THREADED NIPPLES

ZLA threaded nipples have a flanged end to match nozzle tips type GX, BX or KX. One end of the nipple gets assembled onto the pipe and the other end to the nozzle tip to which it is fixed by means of a VAA locknut. In addition, flanged filters VEA, VEC and VED can be assembled to avoid clogging. Please find more information on page 91.

Code	RG inch	RG1 inch	DX mm	H mm	WS mm	W g
ZLx 3825 xxB	3/8"	1/4"	7.5	32.5	19	25
ZLx 3838 xxB	3/8"	3/8"	10.0	35.0	19	25
ZLx 7575 xxB	3/4"	3/4"	18.0	35.0	32	90

HOW TO MAKE UP THE PRODUCT CODE

EX.: ZLA 3825 B1B

