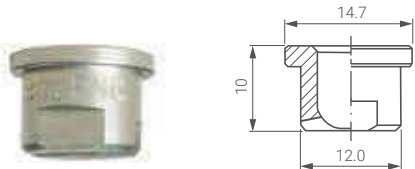
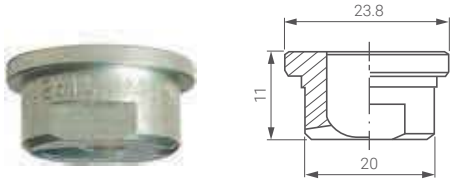


GX (FLAT FAN NOZZLE TIPS)



3/8" Standard capacity



3/4" Large capacity


STANDARD AND LARGE CAPACITIES

Flat fan nozzle tips are usually mounted onto a pipe by means of a welded 3/8" nipple or a clamp, and secured in place with a retaining nut. They can be easily replaced and their jet can be conveniently oriented in the desired direction. These nozzle are available in two types: 3/8" standard capacity and 3/4" large capacity. The tip is assembled with a pipe clamp, a welding nipple and a locknut.

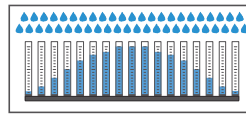
CONNECTION: Flange

TYPICAL APPLICATIONS

- Washing: filter cloth cleaning, parts cleaning, vehicles cleaning
- Cooling: steel cooling, product cooling
- Lubrication: spray of lubricating oil and release agents
- Other applications: spray of antifoulant chemicals, etc.



Spray section



Convex distribution



3/8" PLASTIC TIPS

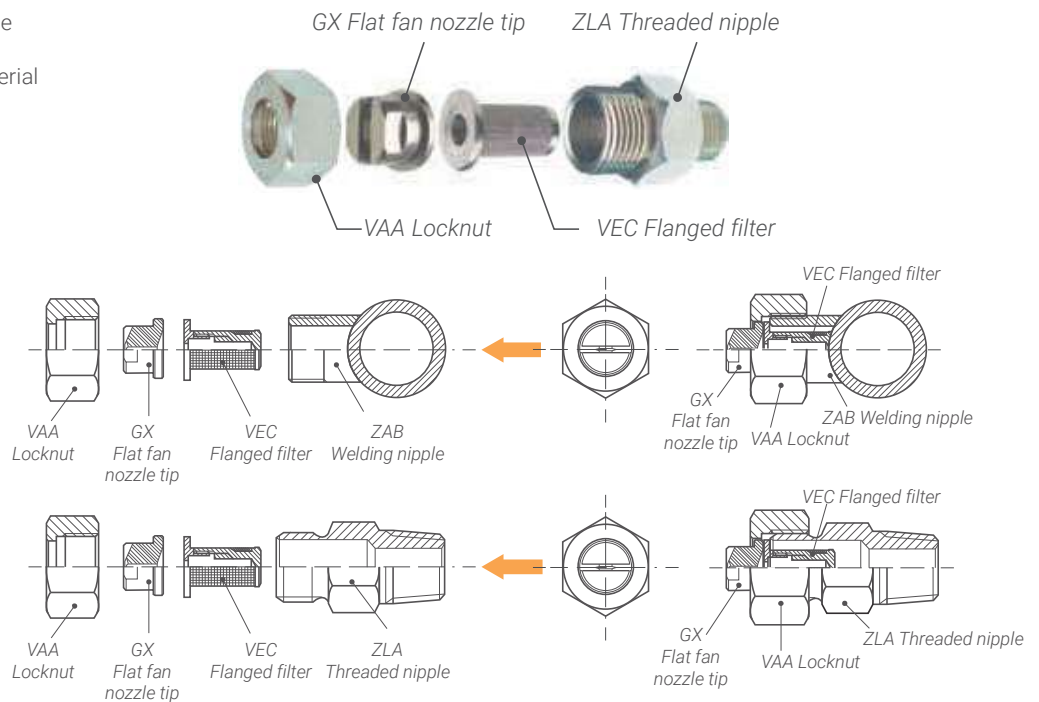


NEW Also available in high quality PVDF

GXQ 60°	GXU 90°	GXJ 110°	CODE	D mm	(l/min) (bar)									
					0.5	1.0	1.5	2.0	3.0	4.0	5.0	7.0	10	
		•	0780	0.91	0.32	0.45	0.55	0.64	0.78	0.90	1.01	1.19	1.42	
•		•	1120	1.10	0.49	0.69	0.85	0.98	1.20	1.39	1.55	1.83	2.19	
•	•	•	1233	1.50	0.95	1.35	1.65	1.90	2.33	2.69	3.01	3.56	4.25	
		•	1310	1.70	1.27	1.79	2.19	2.53	3.10	3.58	4.00	4.74	5.66	
	•	•	1490	2.10	2.00	2.83	3.46	4.00	4.90	5.66	6.33	7.48	8.95	

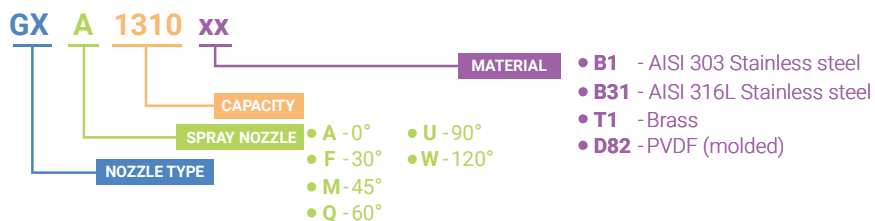
ASSEMBLY FITTINGS

In the table you can check the available 3/8" GX tips, manufactured in plastic material (D82 - molded PVDF).



HOW TO MAKE UP THE NOZZLE CODE

Ex.: GXA 1310 B1



(FLAT FAN NOZZLES TIPS) **GX**

3/8" STANDARD CAPACITY TIPS

GXA 0°	GXF 30°	GXM 45°	GXQ 60°	GXU 90°	GXW 120°	CODE	D mm	Capacity at different pressure values								(l/min) (bar)	
								0.5	1.0	1.5	2.0	3.0	4.0	5.0	7.0	10	
•	•	•	•	•	•	0780	0.91	0.32	0.45	0.55	0.64	0.78	0.90	1.01	1.19	1.42	
•	•	•	•	•	•	1120	1.10	0.49	0.69	0.85	0.98	1.20	1.39	1.55	1.83	2.19	
•	•	•	•	•	•	1160	1.30	0.65	0.92	1.13	1.31	1.60	1.85	2.07	2.44	2.92	
•	•	•	•	•	•	1190	1.30	0.78	1.10	1.34	1.55	1.90	2.19	2.45	2.90	3.47	
•	•	•	•	•	•	1233	1.50	0.95	1.35	1.65	1.90	2.33	2.69	3.01	3.56	4.25	
•	•	•	•	•	•	1310	1.70	1.27	1.79	2.19	2.53	3.10	3.58	4.00	4.74	5.66	
•	•	•	•	•	•	1385	1.80	1.57	2.22	2.72	3.14	3.85	4.45	4.97	5.88	7.03	
•	•	•	•	•	•	1490	2.10	2.00	2.83	3.46	4.00	4.90	5.66	6.33	7.48	8.95	
•	•	•	•	•	•	1581	2.30	2.37	3.35	4.11	4.74	5.81	6.71	7.50	8.87	10.6	
•	•	•	•	•	•	1780	2.70	3.18	4.50	5.52	6.37	7.80	9.01	10.1	11.9	14.2	
•	•	•	•	•	•	1980	3.00	4.00	5.66	6.93	8.00	9.80	11.3	12.7	15.0	17.9	
•	•	•	•	•	•	2124	3.40	5.06	7.16	8.77	10.1	12.4	14.3	16.0	18.9	22.6	
•	•	•	•	•	•	2153	3.80	6.25	8.83	10.8	12.5	15.3	17.7	19.8	23.4	27.9	
•	•	•	•	•	•	2194	4.30	7.92	11.2	13.7	15.8	19.4	22.4	25.0	29.6	35.4	
•	•	•	•	•	•	2245	4.80	10.0	14.1	17.3	20.0	24.5	28.3	31.6	37.4	44.7	

IMPORTANT
Nozzle **GXx 0780 B31** is made with "low capacity" body, while when it's fabricated with other materials is made with "standard capacity" body.

3/4" LARGE CAPACITY TIPS

GXA 0°	GXF 30°	GXM 45°	GXQ 60°	GXU 90°	GXW 120°	CODE	D mm	Capacity at different pressure values								(l/min) (bar)	
								0.5	1.0	1.5	2.0	3.0	4.0	5.0	7.0	10	
•	•	•	•	•	•	1781	2.70	3.18	4.50	5.52	6.37	7.80	9.01	10.1	11.9	14.2	
•	•	•	•	•	•	1981	3.00	4.00	5.66	6.93	8.00	9.80	11.3	12.7	15.0	17.9	
•	•	•	•	•	•	2125	3.40	5.06	7.16	8.77	10.1	12.4	14.3	16.0	18.9	22.6	
•	•	•	•	•	•	2154	3.80	6.25	8.83	10.8	12.5	15.3	17.7	19.8	23.4	27.9	
•	•	•	•	•	•	2195	4.30	7.92	11.2	13.7	15.8	19.4	22.4	25.0	29.6	35.4	
•	•	•	•	•	•	2246	4.80	10.0	14.1	17.3	20.0	24.5	28.3	31.6	37.4	44.7	
•	•	•	•	•	•	2311	5.40	12.7	18.0	22.0	25.4	31.1	35.9	40.1	47.5	56.8	
•	•	•	•	•	•	2490	6.40	20.0	28.3	34.6	40.0	49.0	56.6	63.3	74.8	89.5	
•	•	•	•	•	•	2610	7.50	24.9	35.2	43.1	49.8	61.0	70.4	78.8	93.2	111	
•	•	•	•	•	•	2760	8.30	31.0	43.9	53.7	62.1	76.0	87.8	98.1	116	139	
•	•	•	•	•	•	3122	12.5	49.8	70.4	86.3	99.6	122	141	158	186	223	

ASSEMBLY FITTINGS CODING

Name	Code and material	Appearance	Standard size 3/8"	Large size 3/4"
Locknut <i>P.90</i>	B1 - AISI 303 B31 - AISI 316L T1 - Brass D6 - Fiberglass reinforced PP		VAA 0380 xxB	VAA 0750 xxB
Welding nipple <i>P.91</i>	B1 - AISI 303 B31 - AISI 316L		ZAA C018 xxG	ZAA E027 xxG
Threaded nipple <i>P.91</i>	B1 - AISI 303 B31 - AISI 316L T1 - Brass		ZLA 2538 xxB	ZLA 7575 xxB
Metal pipe clamp <i>P.89</i>	B1 - AISI 303 T1 - Brass		ZPM	—
Plastic pipe clamp <i>P.88</i>	D6 - Fiberglass reinforced PP		ZPB 0050 D6	—
Plastic bayonet pipe clamp <i>P.88</i>	D82 - PVDF		ZPC 0500 D82P	—
Flanged filter <i>P.94</i>	B1 - AISI 303 B31 - AISI 316L T1 - Brass D3 - Polyamide		VEC 0138 xx	—