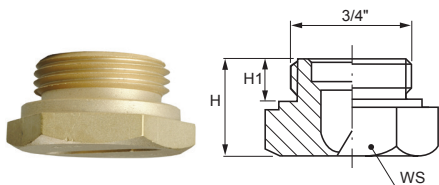


1/4" Standard capacity




3/4" Large capacity

## SHORT BODY

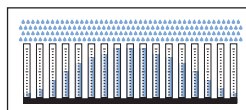
The special short body design of the GA nozzles makes it possible to use nozzle spray pipes in such machines or systems where the available space is very limited. (for ex., tight turns in traps and elbows).

They allow an even jet distribution and a proper force of impact. GA nozzles are available in two types: 1/4" standard capacity and 3/4" large capacity. They are made in brass, stainless steel or in plastic materials to suit different working environments. GA nozzles in plastic materials are made with a longer thread and bigger front for higher efficiency and longer service life.

■ Thread specification: BSP



Spray section



Convex distribution



### Typical applications

#### Washing

Filter cleaning in paper making machines and dryers.

#### Cooling

Continuous casting  
Product cooling

#### Other applications

Spray of chemicals  
Water curtains for toxic gases suppression  
Excellent for pipe, sewer and drain cleaning

### 1/4" BSP THREAD

GAM 45°	GAQ 60°	GAU 90°	GAW 120°	Capacity code	D mm	Capacity at different pressure values (l/min) (bar)									
						0.5	1.0	1.5	2.0	3.0	4.0	5.0	7.0	10	
•	•	•	•	1310	1.70	1.27	1.79	2.19	2.53	3.10	3.58	4.00	4.74	5.66	
•	•	•	•	1385	1.80	1.57	2.22	2.72	3.14	3.85	4.45	4.97	5.88	7.03	
•	•	•	•	1490	2.10	2.00	2.83	3.46	4.00	4.90	5.66	6.33	7.48	8.95	
•	•	•	•	1780	2.70	3.18	4.50	5.52	6.37	7.80	9.01	10.1	11.9	14.2	
•	•	•	•	2124	3.40	5.06	7.16	8.77	10.1	12.4	14.3	16.0	18.9	22.6	
•	•	•	•	2153	3.80	6.25	8.83	10.8	12.5	15.3	17.7	19.8	23.4	27.9	
•	•	•	•	2194	4.30	7.92	11.2	13.7	15.8	19.4	22.4	25.0	29.6	35.4	

### 3/4" BSP THREAD

GAM 45°	GAQ 60°	GAU 90°	GAW 120°	Capacity code	D mm	Capacity at different pressure values (l/min) (bar)									
						0.5	1.0	1.5	2.0	3.0	4.0	5.0	7.0	10	
•	•	•	•	2195	4.30	7.96	11.3	13.8	15.9	19.5	22.5	25.2	29.8	35.6	
•	•	•	•	2246	4.80	10.0	14.2	17.4	20.1	24.6	28.4	31.8	37.6	44.9	
•	•	•	•	2311	5.40	12.7	18.0	22.0	25.4	31.1	35.9	40.1	47.5	56.8	
•	•	•	•	2490	6.40	20.0	28.2	34.6	40.0	49.0	56.6	63.3	74.8	89.5	
•	•	•	•	2610	7.50	24.9	35.2	43.1	49.8	61.0	70.4	78.8	93.2	111	
•	•	•	•	2760	8.30	31.0	43.9	53.7	62.1	76.0	87.8	98.1	116	139	

• Longer thread and bigger front design for short-body nozzles in plastic to ensure safer operating performances and longer service life.



GA series nozzle metal design



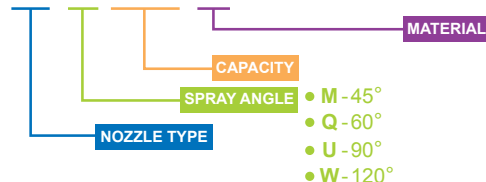
GA series nozzle plastic design

Material	Dimensions (mm)					
	Small size (1/4")			Large size (3/4")		
	H	H1	WS	H	H1	WS
B1 - AISI 303 SS	12	7	17	15	8	32
B31 - AISI 316L SS						
T1 - Brass						
D2 - PP	17	7	17	23	11	32
E1 - PTFE						
D1 - PVC						

### HOW TO MAKE UP THE NOZZLE CODE

EX.: GAM 1490 B1

GA M 1490 xx



- M - 45°
- Q - 60°
- U - 90°
- W - 120°

- B1 - AISI 303 Stainless steel
- B31 - AISI 316L Stainless steel
- T1 - Brass
- D1 - PVC (optional)
- D2 - PP (optional)
- E1 - PTFE (optional)