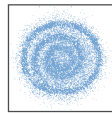


STANDARD SPIRAL NOZZLES

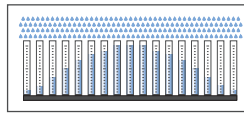
E series spiral nozzles work on the impact principle, by the deflection of a water stream that impacts onto a spiral profiled surface which provides the desired spray angle. These are one-piece nozzles with no internal vane and a wider free passage. The liquid inlet has nearly the same size as the outlet orifice diameter. Their special design makes them virtually clog-free and produces a wider spray coverage than other nozzles for a given flow and pressure.

The capacity values on darker background can be obtained with metal nozzles only, plastic materials being too weak to assure structural nozzle resistance in harsh operating conditions. If the capacity values you are looking for are those on darker background, we recommend to chose metal nozzles for their longer operating life.

■ Thread specification: BSPT, NPT



Spray section



Convex distribution



Typical applications

- Gas cooling
- Exhaust scrubbers
- Desulfurization
- Cooling

Other applications

- Spray of chemicals
- Fire prevention and fire suppression

Spray Angle	Code	RG inch	D mm	D1 mm	Capacity at different pressure values (l/min) (bar)						Dimensions mm			
					0.7	1.0	2.0	3.0	5.0	7.0	10	H	H1	WS
60°	EBQ 1550 xx	1/4"	2.4	2.4	2.66	3.18	4.49	5.50	7.10	8.40	10.0	45	12	14
	EBQ 2156 xx		4.0	3.2	7.54	9.01	12.7	15.6	20.1	23.8	28.5			
	ECQ 2230 xx	3/8"	4.8	3.2	11.4	13.6	19.2	23.5	30.3	35.9	42.9	48	14	19
	ECQ 2410 xx		6.4	3.2	20.0	24.0	33.9	41.5	53.6	63.4	75.8			
	ECQ 2640 xx		7.9	3.2	31.2	37.3	52.7	64.6	83.4	99.0	118			
	EDQ 2940 xx	1/2"	9.5	4.7	45.6	54.5	77.1	94.4	122	144	172	64	18	22
	EDQ 3128 xx		11.1	4.7	61.8	73.9	105	128	165	196	234			
	EEQ 3165 xx	3/4"	12.7	4.7	79.7	95.3	135	165	213	252	301	70	19	27
	EFQ 3260 xx	1"	15.9	6.3	126	150	212	260	336	397	475	92	26	34
	EFQ 3372 xx		19.0	6.3	180	215	304	372	480	568	679			
EHQ 3507 xx	1 1/2"	22.2	7.9	245	293	414	507	655	774	926	111	27	50	
EKQ 4109 xx	2"	34.9	11.1	527	629	890	1090	1407	1665	1990	149	31	65	
90°	EBU 1550 xx	1/4"	2.4	2.4	2.66	3.18	4.49	5.50	7.10	8.40	10.0	45	12	14
	EBU 2100 xx		3.2	3.2	4.83	5.77	8.16	10.0	12.9	15.3	18.3			
	EBU 2156 xx	3/8"	4.0	3.2	7.54	9.01	12.7	15.6	20.1	23.8	28.5	48	14	19
	ECU 2230 xx		4.8	3.2	11.4	13.6	19.2	23.5	30.3	35.9	42.9			
	ECU 2317 xx		5.6	3.9	15.3	18.3	25.9	31.7	40.9	48.4	57.9			
	ECU 2410 xx	3/8"	6.4	4.8	20.0	24.0	33.9	41.5	53.6	63.4	75.8	48	14	19
	ECU 2640 xx		7.9	5.5	31.2	37.3	52.7	64.6	83.4	98.7	118			
	EDU 2940 xx	1/2"	9.5	3.3	45.6	54.5	77.1	94.4	122	144	172	64	18	22
	EDU 3128 xx		11.1	3.7	61.8	73.9	105	128	165	196	234			
	EEU 3165 xx	3/4"	12.7	4.7	79.7	95.3	135	165	213	252	301	70	19	27
	EFU 3260 xx	1"	19.0	6.3	126	150	212	260	336	397	475	92	26	34
	EFU 3372 xx		23.0	6.3	180	215	304	372	480	568	679			
	EKU 4109 xx	2"	34.9	11.1	527	629	890	1090	1407	1665	1990	149	31	65
EMU 4204 xx	3"	44.5	14.3	985	1178	1666	2040	2634	3116	3725	219	42	89	
EMU 4267 xx		50.8		1290	1542	2180	2670	3447	4078	4875				

THREAD SIZE CODE (RG)

EB	EC	ED	EE	EF	EH	EK	EM	EP
1/4"	3/8"	1/2"	3/4"	1"	1 1/2"	2"	3"	4"

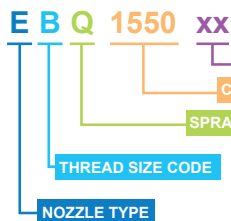


SPIRAL NOZZLES

The picture shows the inside of a spiral nozzle with a complete free passage without any internal vane. It has nearly the same size of liquid inlet and outlet orifice diameter to avoid clogging.

HOW TO MAKE UP THE NOZZLE CODE

EX.: EBQ 1550 B31



● B31 - AISI 316L Stainless steel

● T1 - Brass

○ D1 - PVC

○ D2 - PP

○ D8 - PVDF

○ E1 - PTFE

○ L61 - Hastelloy C 22

○ On request special materials are quoted

STANDARD SPIRAL NOZZLES

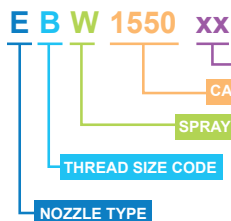
Code	RG inch	D mm	D1 mm	Capacity at different pressure values (l/min) (bar)							Dimension mm				
				0.7	1.0	2.0	3.0	5.0	7.0	10	H	H1	WS		
120°	EBW 1550 xx	1/4"	2.4	2.4	2.66	3.18	4.49	5.50	7.10	8.40	10.0	45	12	14	
	EBW 2100 xx		3.2	3.2	4.83	5.77	8.16	10.0	12.9	15.3	18.3				
	EBW 2156 xx		4.0	3.2	7.54	9.01	12.7	15.6	20.1	23.8	28.5				
	ECW 2156 xx	3/8"	4.0	3.2	7.54	9.01	12.7	15.6	20.1	23.8	28.5	48	14	19	
	ECW 2230 xx		4.8	3.2	11.4	13.6	19.2	23.5	30.3	35.9	42.9				
	ECW 2317 xx		5.6	4.0	15.3	18.3	25.9	31.7	40.9	48.4	57.9				
	ECW 2410 xx		6.4	4.0	20.0	24.0	33.9	41.5	53.6	63.4	75.8				
	ECW 2640 xx		7.9	4.0	31.2	37.3	52.7	64.6	83.4	98.7	118				
	EDW 2940 xx	1/2"	9.5	4.8	45.6	54.5	77.1	94.4	122	144	172	64	18	22	
	EDW 3104 xx		9.7	4.8	50.2	60.0	84.9	104	134	159	190				
	EDW 3128 xx		11.1	4.8	61.8	73.9	105	128	165	196	234				
	EEW 3165 xx	3/4"	12.7	4.8	79.7	95.3	135	165	213	252	301	70	19	27	
	EFW 3260 xx	1"	15.9	6.3	126	150	212	260	336	397	475	92	26	34	
	EFW 3372 xx		19.0		180	215	304	372	480	568	679				
	EHW 3507 xx	1 1/2"	22.2	7.9	245	293	414	507	655	774	926	111	27	50	
	EHW 3663 xx		25.4		320	383	541	663	856	1013	1210				
	EHW 3747 xx		28.6		361	431	610	747	964	1141	1364				
	EKW 4109 xx	2"	34.9	11.1	527	629	890	1090	1407	1665	1990	149	31	65	
EKW 4139 xx		38.1		672	803	1136	1391	1796	2125	2540					
EMW 4204 xx	3"	44.5	14.3	985	1178	1666	2040	2634	3116	3725	203	35	90		
EMW 4265 xx		51.0		1280	1530	2164	2650	3421	4048	4838					
EPW 4412 xx	4"	63.5	15.9	1990	2379	3364	4120	5319	6293	7522	230	40	127		
150°	ECX 2230 xx	3/8"	4.8	3.2	11.4	13.6	19.2	23.5	30.3	35.9	42.9	48	14	19	
	ECX 2317 xx		5.6	4.0	15.3	18.3	25.9	31.7	40.9	48.4	57.9				
	ECX 2410 xx		6.4		20.0	24.0	33.9	41.5	53.6	63.4	75.8				
	ECX 2640 xx		7.9		31.2	37.3	52.7	64.6	83.4	98.7	118				
	EDX 2940 xx	1/2"	9.5	4.8	45.6	54.5	77.1	94.4	122	144	172	64	18	22	
	EDX 3128 xx		11.1		61.8	73.9	105	128	165	196	234				
	EEX 3165 xx	3/4"	12.7	4.8	79.7	95.3	135	165	213	252	301	70	19	27	
	EFX 3260 xx	1"	15.9	6.3	126	150	212	260	336	397	475	92	26	34	
	EFX 3372 xx		19.0		180	215	304	372	480	568	679				
	EHX 3507 xx	1 1/2"	22.2	7.9	245	293	414	507	655	774	926	111	27	50	
	EHX 3663 xx		25.4		320	383	541	663	856	1013	1210				
	EHX 3747 xx		28.6		361	431	610	747	964	1141	1364				
	EKX 4109 xx	2"	34.9	11.1	527	629	890	1090	1407	1665	1990	149	31	65	
	EKX 4139 xx		38.1		672	803	1136	1391	1796	2125	2540				
	180°	EBZ 2156 xx	1/4"	4.0	2.5	7.54	9.01	12.7	15.6	20.1	23.8	28.5	45	12	14
		ECZ 2230 xx	3/8"	4.8	3.2	11.4	13.6	19.2	23.5	30.3	35.9	42.9	48	14	19
		ECZ 2317 xx		5.6	4.0	15.3	18.3	25.9	31.7	40.9	48.4	57.9			
		ECZ 2410 xx		6.4		20.0	24.0	33.9	41.5	53.6	63.4	75.8			
ECZ 2640 xx			7.9		31.2	37.3	52.7	64.6	83.4	98.7	118				
EDZ 2940 xx		1/2"	9.5	3.3	45.6	54.5	77.1	94.4	122	144	172	64	18	22	
EDZ 3128 xx			11.1	4.8	61.8	73.9	105	128	165	196	234				
EEZ 3165 xx		3/4"	12.7	4.7	79.7	95.3	135	165	213	252	301	70	19	27	
EFZ 3260 xx		1"	15.9	6.3	126	150	212	260	336	397	475	92	25	36	
EFZ 3372 xx			19.0		180	215	304	372	480	568	679				
EHZ 3507 xx		1 1/2"	22.2	7.9	245	293	414	507	655	774	926	111	27	50	
EHZ 3663 xx			25.4		320	383	541	663	856	1013	1210				
EHZ 3747 xx			28.6		361	431	610	747	964	1141	1364				
EKZ 4109 xx		2"	34.9	11.1	527	629	890	1090	1407	1665	1990	149	31	63	
EKZ 4139 xx			38.1		671	803	1136	1391	1796	2125	2540				



THREAD SIZE CODE (RG)

EB	EC	ED	EE	EF	EH	EK	EM	EP
1/4"	3/8"	1/2"	3/4"	1"	1 1/2"	2"	3"	4"

HOW TO MAKE UP THE NOZZLE CODE
EX.: EBW 1550 B31



- B31 - AISI 316L Stainless steel
- T1 - Brass
- D1 - PVC
- D2 - PP
- D8 - PVDF
- E1 - PTFE
- L61 - Hastelloy C 22
- Special materials are quoted on request